

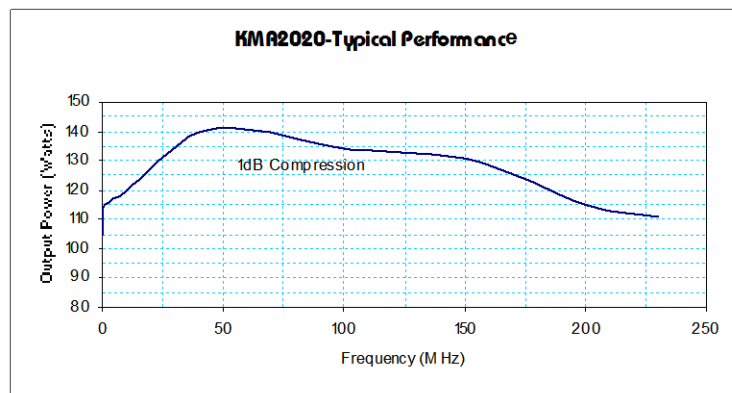


MODEL KMA2020
100 WATTS CW
10 kHz - 230 MHz

The Model KMA2020 is an RF power amplifier module for OEM applications or integration into a user system. The module comprises a printed wiring assembly housed in a machined aluminum enclosure with feed-through capacitive terminals for connection to the DC power source. Cooling requirements defined by the data provided below and protection of the output devices against output mismatch are the responsibility of the user.

SPECIFICATIONS

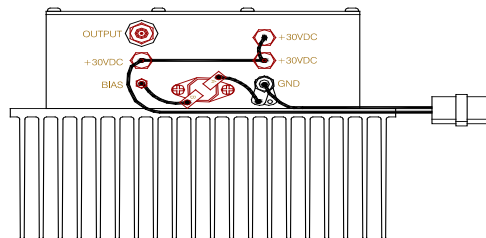
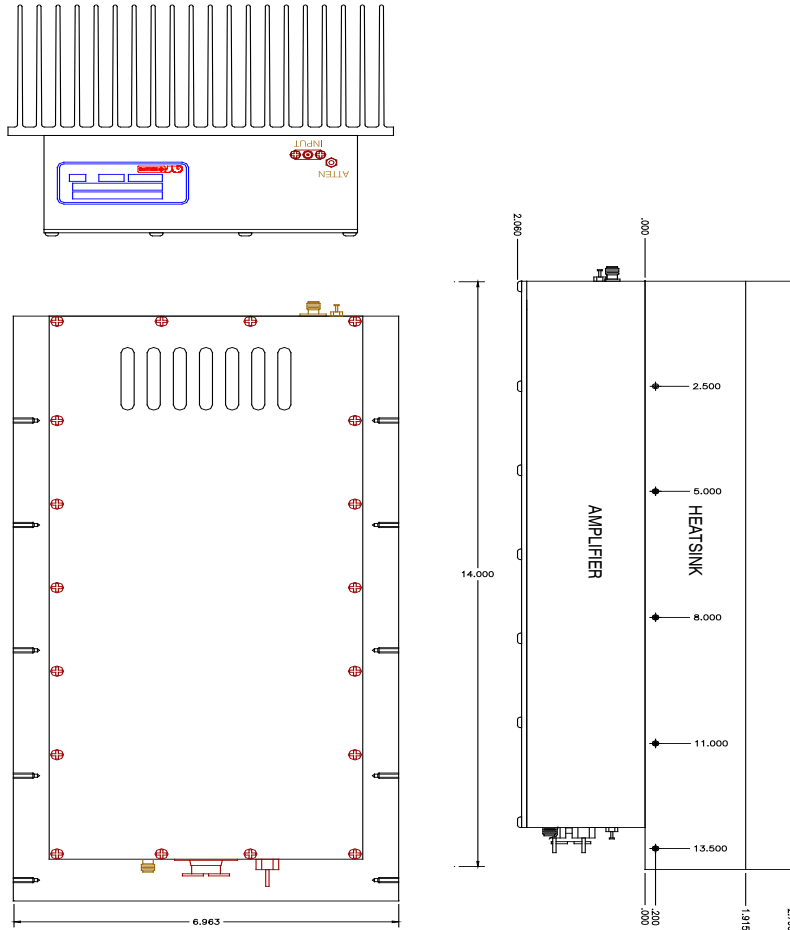
- RATED POWER OUTPUT..... 100 Watts**
- INPUT FOR RATED OUTPUT..... 1.0 mW maximum**
- POWER OUTPUT @ 1dB COMPRESSION..... 110 Watts minimum**
- CLASS OF OPERATION..... Class AB**
- FLATNESS ± 1.5 dB maximum**
- FREQUENCY RESPONSE 10 kHz - 230 MHz**
- GAIN..... 50 dB minimum**
- INPUT IMPEDANCE..... 50 Ohm nominal**
- OUTPUT IMPEDANCE..... 50 Ohm nominal**
- MISMATCH TOLERANCE..... 3:1 maximum**
- MODULATION CAPABILITY..... Will faithfully reproduce AM, FM, or pulse modulation appearing on the input signal**
- NOISE FIGURE (above 1.0 MHz)..... 10 dB typical**
- HARMONIC DISTORTION -18 dBc maximum**
- PRIMARY POWER..... 30 V_r @ 18 A (Solder terminals)**
- RF CONNECTORS..... SMA female**
- COOLING..... Maximum allowable enclosure temperature 60 °C**



DOC # 7-98-495-002
REV A

MODEL CONFIGURATIONS

MODEL NUMBER	HEATSINK	HEATSINK SPECS	WEIGHT	SIZE (WxHxD)
KMA2020	No	-	3.35 kg (7.4 lb.)	15.2 x 6.2 x 33.0 cm. 6.00 x 2.43 x 13.0 in.
KMA2020M1	Yes	4.85 kg 97.9 sq.in/1" .8 °C/W/3"	8.2 kg (18 lb.)	17.7 x 13.3 x 35.6 cm. 6.96 x 5.22 x 14.00 in.



IN/OUT FUNCTIONS		
E1	RF ATTENUATOR [28V=MAX GAIN] [GND=MIN GAIN]	C93
J1	INPUT [SMA]	-
E2	+30VDC	C89
E3	BIAS DISABLE [GND=DISABLE]	C90
E4	GROUND	GND
E5	+30VDC	C91
E6	+30VDC	C92
J2	OUTPUT [SMA]	-
S1	TEMP SW 160F [125VAC, 15A RES]	N/O